

TABLE 7 - FAN COMPONENTS - MODELS QTC2015T AND QTC2020T

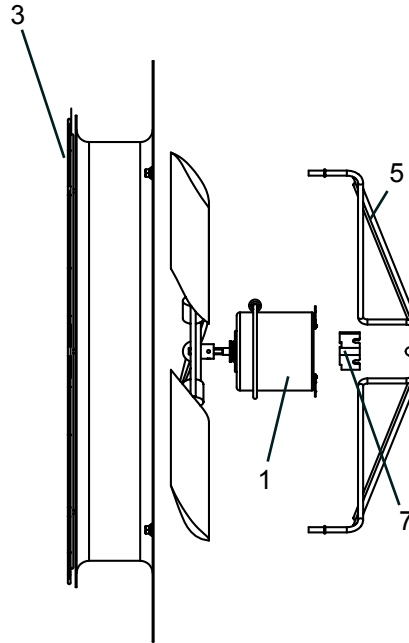
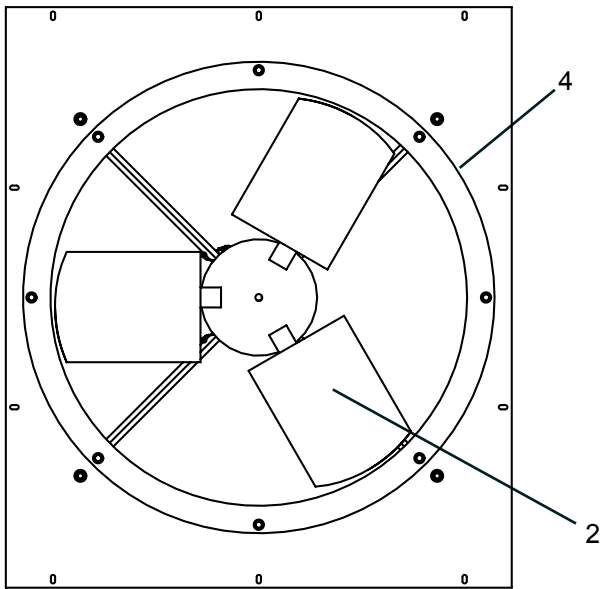
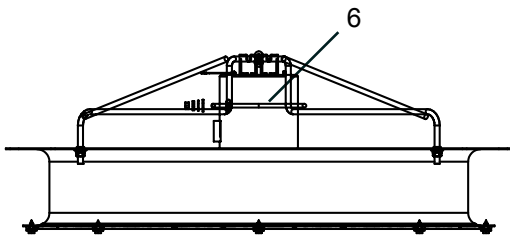
ITEM	DESCRIPTION	VOLTAGE CODE	PIN 20=	PART NUMBER	FIGURE
1 ^S	Motor, Fan, .5 HP	-17 & -28	A, H	024-35427-002	7
		-40		024-35427-004	
		-46		024-35427-001	
		-58	A	024-35427-001	
		-58	H	024-35427-003	
2 ^S	Blade	All	All	026-43008-000	
3	Guard	All	All	026-37521-000	
4	Orifice	All	All	026-43010-000	
5	Support, Fan	All	All	026-43007-000	
6	Support, Ring	All	All	026-38369-000	
7	Hub, Square	All	All	026-41939-000	

^S = Recommended Spare Parts

Service Note:

Fan Hub to Shaft Joint should be sealed with protective coating - factory uses RUST VETO 344 - a solvent type, rust preventative coating.

Service Note: Pin Location 52 in Model Number will be "X" for Standard Fan, or "L" for Ultra Low Noise Fan. See *UNIT NOMENCLATURE NAMEPLATE ENGINEERING DATA* on page 4.



61093-0

FIGURE 7 - FAN COMPONENTS - MODELS QTC2015T AND QTC2020T